

MAKE YOUR MOVE



1984 EDITION

Move to The Head of The Class **MIYATA**

WORLD-CLASS BICYCLES



The First Japanese-made bicycle produced by MIYATA in 1890.

MIYATA World-Class Bicycles

MIYATA . . . a name known for fine craftsmanship and state of the art technology throughout the world.

Bicycle frames and components vary considerably. MIYATA tests theirs in competition. The Tour de France, the Paris Roubaix, the Gran Prix de Frankfort, all races that demand the absolute best from the rider . . . and from the bicycle.

It is this "road testing" that gives us the insight needed to improve our product. And we are constantly improving the MIYATA line of bicycles, not only by road testing but through the use of better production techniques, a constant search for new materials and by learning from you, the consumer. Our heritage of almost one century of bicycle manufacturing and our dedication to produce a quality line of bicycles is evident in every MIYATA bicycle.

Importance of The Frame

Whether you are an experienced bicyclist or just starting, you probably have heard that the frame is the single most important part of the bicycle. It's true, the frame is the heart of the bicycle.

A Frame Material for Every Purpose

Aluminium alloys and plastics have recently been tried in frame construction. However, steel is the most durable and reliable.

Low carbon steel, high tension steel, manganese steel, manganese molybdenum steel and chrome molybdenum steel are the major materials used for brazed frames.


Chrome molybdenum steel (we call it Cr-Mo), provide the strongest tubing. Its post brazing characteristics are reflected in the lightest frame with the thinnest tubing wall. Most MIYATA bicycles use high quality MIYATA Cr-Mo tubing and are assembled using sophisticated quality controlled systems.

Manganese steel (MIYATA MANGALIGHT), retains an extremely high percentage of its original strength after brazing. Its strength retention rate is 97%, higher than that of any other steel used in bicycle frame construction.

Manganese steel or high tension steel is used for the frames of certain Sports series and Commuter models.

The intended purpose of the bicycle determines materials used in the construction of its frame.

COMPOSITION	Steel Type		
	Chrome Molybdenum Steel (STKS-1 /BAE-430)	Manganese Steel (MANGALIGHT)	High Tension Steel
CARBON	0.26~0.33	0.11	max 0.12
SILICON	0.15~0.35		0.15~0.35
MANGANESE	0.40~0.85	max 2.20	max 0.90
PHOSPHORUS	max 0.03	max 0.025	0.06~0.12
SULPHUR	max 0.03	max 0.10	
CHROMIUM	0.90~1.20		
MOLYBDENUM	0.15~0.25		
COPPER			0.25~0.50
TITANIUM			max 0.15
ALUMINUM		max 0.05	



MIYATA is The Only Bicycle Manufacturer in The World to Machine Its Own Double Butted Tubing.

Stress is not evenly distributed over the tubing during all kinds of riding. More stress occurs at the ends than at the mid section. The double butted tubing (DB tubing), is the answer to this stress application. The wall of a DB tube is thicker at the ends than in the mid section.

The excellent performance of MIYATA bicycles is due to DB tubing automatically drawn by a technique perfected and used exclusively by MIYATA.

All other bicycle makers buy their DB tubing from the other five DB tubing manufacturers, thus losing the benefit of consistency and in house quality control.

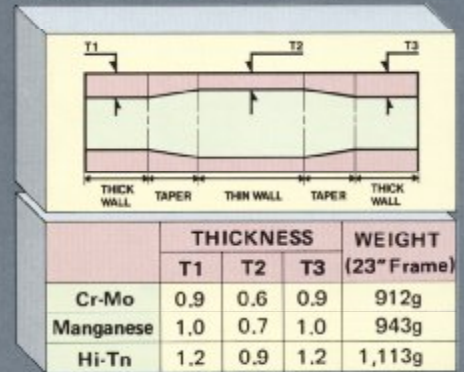


DISTRIBUTION FIGURES OF STRESS



The area between the blue line (skeleton of the frame) and the dotted line illustrates the degree of stress distribution.

DOUBLE-BUTTED TUBING



Advanced Frame-building Technology

High quality frames cannot be continuously produced by a skilled worker with a hand burner.

The Cr-Mo tubing requires a stringent temperature control. Overheating or rapid cooling hardens the material and makes it brittle.

MIYATA has created a computer controlled brazing system to ensure accurate temperature control for stable and quality Cr-Mo frame production, eliminating human errors.



Frames made of selected quality materials are assembled to precise design specifications by brazing techniques of Miyata's skilled craftsmen. Years of manufacturing experience contribute to the quality evident in the final product.

Superbe Finishing Techniques

After construction, the frame undergoes a six step finishing process to obtain unblemished beauty. After polishing, each frame is subjected to a zinc phosphate treatment to improve paint adhesion and eliminate rusting. The frame is then painted using the latest electrostatic techniques, from undercoat to coats of paint to finishing laquer. To provide long term finish durability, each frame is subjected to repeated baking.

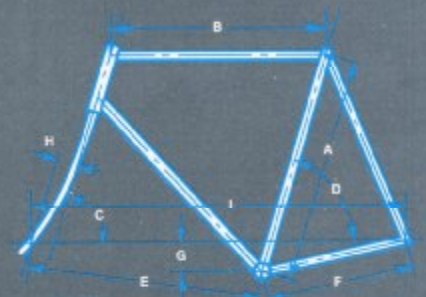


Frame Geometry Changes with Intended Use

The heart of bicycle is the frame. The frame design is responsible for the performance and dictates the material and engineering techniques. Racers require a more upright seat tube, head tube and a shorter wheelbase than touring cycles. This assures stability and maneuverability at high speed riding.

A reverse concept is applied to the frame geometry for touring cycles which require comfort and baggage carrying characteristics. Every different MIYATA model is built with a frame geometry designed for a specific use.

SERIES	FRAME SIZE	A SEAT TUBE LENGTH	B TOP TUBE LENGTH	C HEAD TUBE ANGLE	D SEAT TUBE ANGLE	E FRONT CENTER LENGTH	F CHAIN STAY LENGTH	G DROP	H FORK OFFSET	I WHEEL BASE
PROFESSIONAL RACING	580	567	565	73°	74°	605	413	70	45	1,008
SEMI-PRO	570	557	565	72°	73°	600	420	70	50	1,010
GRAND TOURING	570	557	565	72°	72°	611	450	65	55	1,052
ALL TERRAIN	23"	545	600	68°	70°30'	660	465	30	55	1,132
THE ALL-ROUND SPORTS	23"	566	565	72°	72°	609	430	67	60	1,030
COMMUTER	23"	566	590	72°	72°	640	450	67	65	1,082
BMX	290	248	465	71°15'	64°	512	377	(UP) 49	35	883




Quality Components for Performance

Compatibility of components with the bicycle as well as with each other, is as important as the quality of the components themselves. Miyata's experts match each component to intended use as well as innovate improvements to existing parts. One example is the QUICK CENTERING device on brakes found on a number of MIYATA bicycles. This device allows for easy brake adjustment to assure equal pressure on both sides of the rim at all times.

Tires are perfectly matched to the needs of each model. The MIYATA NYLON BELTED TIRE is puncture resistant for miles of trouble free riding.



QUICK CENTERING DEVICE



Tread rubber
Nylon Belt ply
Cord fabric

NYLON BELTED TIRE


NAME	CUSTOM SPORT	GRAND SPORT	GRAND RALLY	COMPETITION	GRAND TOURING SUPER TOURING
BEST USE	GENERAL USE	TOURING	SPORT RIDING	COMPETITION	HEAVY TOURING
TREAD DESIGN					
SECTION					
SIZE	27x1 1/4	27x1 1/8	27x1 1/8	700x20C	27x1 1/4 700x32C
LBS	90	100	100	100	90
MODELS	FIFTH AVENUE PARK AVENUE SPORT-10 90	100 110 210	310	710 912 PM	1000
WEIGHT	530g	450g	320g	270g	27x1 1/4 ~380g 700x32C~380g

Strict Quality Inspection

MIYATA bicycles must meet the stringent demands of their own testing facilities, as well as the challenges of the European professional racing circuit. No Japanese bicycle had met the standards of European racing until MIYATA.



MIYATA bicycles have been used exclusively by the CAPRI-SONNE KOGA MIYATA team, winner of the prestigious 1981 World Cup.



The test in checking durability of frames by stress is made by our automatic testing machine.

Specific Models for Specific Needs

Racing, triathlon, touring, commuting, off road riding or just for pleasure, people ride bicycles for many different reasons. MIYATA bicycles are available in all categories to meet the needs of all bicyclists.

1984 MIYATA MODEL

SERIES	FUNCTION	MODEL
PROFESSIONAL RACING	PRO-RACING	TEAM-MIYATA-SL TEAM-MIYATA PRO-MIYATA
SEMI-PRO	SPORT RIDING * TRIATHLON AND DAY TRIP	912 710 310
GRAND TOURING	EXPEDITION AND SPORT TOURING	1000 610 210
ALL TERRAIN	ALL CONDITION	RIDGE-RUNNER TERRA-RUNNER STREET-RUNNER
THE ALL-ROUND SPORTS	SPORT LEISURE AND CASUAL RIDING	110 100 90 SPORT-10 SPORT-JUNIOR
COMMUTER	COMMUTING AND LEISURE RIDING	FIFTH-AVENUE PARK-AVENUE
BMX	BMX RACING AND SPORT RIDING	BMX-5000 BMX-3000

Miyata, a name known for quality and excellence on the racing circuits throughout Europe, The Far East, Australia and the U.S. Nowhere is the Miyata state-of-the-art technology more evident than in our professional racing series. The careful attention to minute details and high quality components are the hallmark of Miyata bicycles.

MAKE YOUR MOVE TO THE HEAD OF THE CLASS

TEAM-MIYATA-SL

Chromoly double-butted tubing, Campagnolo Super Record components, Selle Italia Turbo saddle. Brazed-on cable guides, shifter basement and bottle basement. Vittoria Corsa tires. These are just a few of the features on this top-of-the-line Miyata racing bicycle.



Color: Bright Blue

Size: 50,52,54,56,58,60,63 cm

12-speed

TEAM-MIYATA

The bike most respected by competitors on the racing circuits on four continents. Chromoly frame and fork. Shimano Dura-Ace components. The complete racing machine for the dedicated racer.



Color: Bright Blue
Size: 50, 52, 54, 56, 58, 60, 63 cm
12-speed

PRO-MIYATA

You'll find many of the features of the Team Miyata SL on this model. Chromoly tubing and fork, brazed-on fittings. Nitto Technomic handlebar. Heavy gauge tapered seat stays. The Pro Miyata is ideally suited for Triathlon competition.



Color: Bright Blue
Size: 50, 54, 57, 60, 63 cm
12-speed

912

Miyata designed the Chromoly fork of the 912 to accommodate either 700C or tubular rims for racing or for street use. Other features that make the 912 our finest semi-pro model are the new Shimano 600EX components, chromoly double-butted tubing and a Selle Italia saddle. The serious triathlon competitor should consider the 912 for their race needs.



Color : Metallic Black
 Size : 50,54,57,60,63 cm
 12-speed



Color : Olympic Silver

710

Chromoly double-butted tubing with MANGALIGHT fork. Melt-forged cotterless crankset. Dia-Compe side pull quick release brakes. Like the Pro model and the 912, this 12-speed makes an ideal bicycle for the triathlon enthusiast.



Color : Sunrise Red
 Size : 50,54,58,63cm
 12-speed



Color : Sand stone

GRAND TOURING SERIES

A quiet country road in autumn. Southern magnolias in springtime. Wherever you live, bicycle touring can be a source of enjoyment that's hard to beat. Miyata has designed the touring series with your comfort in mind. A longer wheelbase for a smoother ride. Quality components. Miyata technology for frame integrity. These are all-important considerations when selecting a touring bicycle.

MAKE YOUR MOVE TO THE HEAD OF THE CLASS

1000

Everything you could ask for in a grand touring bicycle. Chromoly frame and fork. Sugino triple crankset. Brazed-on fittings include 3 water bottle mounts. A water bottle, rear black anodized carrier, sealed bearing hubs and a 40 hole rear wheel are standard equipment on the 1000.



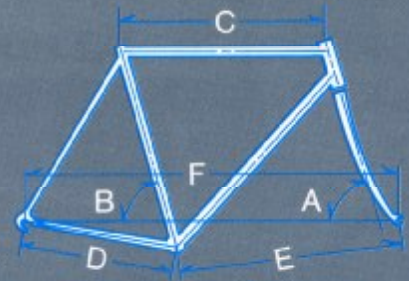
Color : Mountain Blue



Color : Dark Platinum
Size : 50,54,57,60,63cm
15-speed

If you are a person who likes to "build from the ground up" you won't go wrong starting with a Miyata frame. Every Miyata frame shown here is Cr-Mo tubing. Not just the frame tubing, but the front fork as well. Since the frame is the heart of the bicycle, you should consider the best there is, Miyata.

Whether your interests are racing, touring, off-the-road BMX or sport, Miyata has a frame for you. And your Miyata dealer can help you choose the components best suited to your individual needs.



MAKE YOUR MOVE TO THE HEAD OF THE CLASS



MODEL TEAM-MIYATA Frame Set

FRAME SIZE	A	B	C	D	E	F
50cm	72°	74°	535	413	589	994
52cm	72°	74°	535	413	589	994
54cm	73°	74°	550	413	589	992
56cm	73°	74°	550	413	590	993
58cm	73°	74°	565	413	605	1,008
60cm	73°	74°	580	413	620	1,023
63cm	73°	74°	580	413	621	1,024

FRAME MATERIALS Cr-Mo double butted tubing, Cr-Mo seat and chain stays. MIYATA professional lugs, SHIMANO EF ends. Brazed-on CAMPAGNOLO Shifter basements on down tube.

FRONT FORK Cr-Mo tubing, lost wax crown with reinforcement plates, SHIMANO UF ends.

HEADSET Italian size

OVER LOCK NUT DIMENSION (F)100mm/(R)126mm

BOTTOM BRACKET English thread, width 60mm

SEAT POST DIAMETER 26.8mm

SET PARTS AH Seat pin, Rear end adjusting screws, AH bolts on bottle basement

COLOR Bright Blue (with gold head)



MODEL 912 Frame Set

FRAME SIZE	A	B	C	D	E	F
50cm	71°	73°	535	420	589	999
54cm	72°	73°	550	420	595	1,005
57cm	72°	73°	565	420	600	1,010
60cm	73°	73°	580	420	615	1,025
63cm	73°	73°	580	420	615	1,025

FRAME MATERIALS Cr-Mo double butted Tubing, Hi-tension seat and rear stays. MIYATA professional lugs, SHIMANO SF ends. Brazed on CAMPAGNOLO Shifter basements on down tube.

FRONT FORK Cr-Mo tubing, C-5 casting crown, TF forged ends.

HEADSET Italian size

OVER LOCK NUT DIMENSION (F)100mm/(R)126mm

BOTTOM BRACKET English thread, width 68mm

SEAT POST DIAMETER 26.8mm

SET PARTS AH Seat pin, Rear end adjusting screws, AH bolts on bottle basement

COLOR Metallic Black (with Silver head)



MODEL 1000 Frame Set

FRAME SIZE	A	B	C	D	E	F
50cm	71°	72°	535	450	593	1,038
54cm	72°	72°	550	450	596	1,037
57cm	72°	72°	565	450	611	1,052
60cm	72°	72°	580	450	626	1,067
63cm	72°	72°	580	450	626	1,067

FRAME MATERIALS Cr-Mo double butted tubing, Cr-Mo seat and chain stays, MIYATA professional lugs, SUNTOUR GS-6 ends.

FRONT FORK Cr-Mo tubing, C-5 casting crown TL forged ends.

HEADSET Italian size

OVER LOCK NUT DIMENSION (F)100mm/(R)126mm

BOTTOM BRACKET English thread, width 68mm

SEAT POST DIAMETER 26.8mm

SET PARTS AH Seat pin, Rear end adjusting screws, AH bolts on bottle basements

COLOR Dark Platinum



MODEL RIDGE-RUNNER Frame Set

FRAME SIZE	A	B	C	D	E	F
17 1/2"	68°30'	70°40'	540	465	633	1,096
19 1/2"	68°	70°30'	560	465	625	1,088
21"	68°	70°30'	580	465	647	1,111
23"	68°	70°30'	600	465	669	1,132

FRAME MATERIALS Cr-Mo double butted tubing, Cr-Mo seat and chain stays, SUNTOUR GS-6 ends. Welded by special Heli-arc method.

FRONT FORK Cr-Mo tubing, slope down shape casting crown, TL forged ends.

HEADSET Italian size

OVER LOCK NUT DIMENSION (F)100mm/(R)126mm

BOTTOM BRACKET English thread, width 70mm

SEAT POST DIAMETER 26.8mm

SET PARTS Rear end adjusting screws, AH bolts on bottle basements and rack mounts.

COLOR Mountain Blue



MODEL BMX-5000 Frame Set

FRAME SIZE	A	B	C	D	E	F
29cm	71°15'	64°	465	377	512	883

FRAME MATERIALS Cr-Mo tubing, Hi-Tension seat and chain stays. Welded by special Heli-arc method.

FRONT FORK Cr-Mo tubing, welded by special Heli-arc method.

HEADSET BMX size

OVER LOCK NUT DIMENSION (F)93mm/(R)110mm

BOTTOM BRACKET American size, width 68mm

SEAT POST DIAMETER 22.8mm

COLOR Full chrome plated

SPECIFICATIONS

SERIES	PROFESSIONAL RACING SERIES			SEMI-PRO SERIES			GRAND TOURING SERIES		
	TEAM MIYATA-SL	TEAM MIYATA	PRO MIYATA	912	710	310	1000	610	210
FRAME SIZES	50, 52, 54, 56, 58, 60, 63 cm	50, 52, 54, 56, 58, 60, 63 cm	50, 54, 57, 60, 63 cm	50, 54, 57, 60, 63 cm	50, 54, 58, 63 cm	19-1/2", 21", 23", 25"	50, 54, 57, 60, 63 cm	19-1/2", 21", 23", 25"	19-1/2", 21", 23", 25", 19-1/2" M, 22" M
FRAME MATERIALS	Cr-Mo double butted tubing Cr-Mo seat and chain stays	Cr-Mo double butted tubing Cr-Mo seat and chain stays	Cr-Mo double butted tubing Cr-Mo seat and chain stays	Cr-Mo double butted tubing 16φ tapered seat stays and oval chain stays	Cr-Mo double butted tubing Tapered seat stays and oval chain stays	Cr-Mo double butted tubing Tapered seat stays and oval chain stays	Cr-Mo double butted tubing Cr-Mo seat and chain stays	Cr-Mo double butted tubing 16φ tapered seat stays and oval chain stays	Cr-Mo plain tubing
FRONT FORK	Cr-Mo tubing Cr-Mo crown	Cr-Mo tubing Cr-Mo crown	Cr-Mo tubing C-5 crown	Cr-Mo tubing C-5 crown	Manganese tubing C-5 crown	Hi-tension tubing 525 crown	Cr-Mo tubing C-5 crown	Hi-tension tubing 525 crown	Hi-tension tubing 525 crown
HEADSET	CAMPAGNOLO Super Record	SHIMANO Dura-Ace EX	TANGE Levin Alloy	TANGE New Falcon	TANGE New Falcon	TANGE MA-60	TANGE Levin Sealed	TANGE MA-60	TANGE MA-60
HANDLE	NITTO Model-55F	NITTO Model-55F	NITTO Model-55F	SR Custom Alloy	SR Custom Alloy	SR Custom Alloy	SR Randonneur Alloy	SR Randonneur Alloy	SR Randonneur Alloy
	NITTO Technomic-Aero	NITTO Technomic-Aero	NITTO Technomic-Aero	SR Royal-2	SR Custom	SR Custom	SR Royal-2	SR Custom	SR Alloy
BRAKE	CAMPAGNOLO Super Record	SHIMANO Dura-Ace EX	DIA-COMPE NGC-400 w/NGC-200H levers	SHIMANO New 600-EX	DIA-COMPE GX-500N w/PN-157 levers	SHIMANO 105	DIA-COMPE DC-980 w/NGC-200 levers	DIA-COMPE DC-981 w/PN-161 levers	DIA-COMPE DC-500N w/PN-161 levers
DERAIL-LEURS	CAMPAGNOLO Super Record w/CAMPAGNOLO shifter	SHIMANO Dura-Ace EX w/Dura-Ace EX shifter	SUNTOUR New Superbe w/New Superbe PRO shifter	SHIMANO New 600-EX w/New 600-EX top mount shifter	SUNTOUR Cyclone Mark-2 w/Top mount shifter	SHIMANO 105 w/105 top mount shifter	SHIMANO Deore XT-EX w/Deore XT-106 shifter	SUNTOUR (F) Mountech (R) Mountech-GTL w/ARX shifter	SUNTOUR (F) ARX (R) ARX-GT w/VX shifter
CLUSTER	SUNTOUR New winner 6 speed 13-22 teeth	SHIMANO Dura-Ace EX cassette UG 6 speed 13-22 teeth	SUNTOUR New winner 6 speed 13-22 teeth	SHIMANO 600-UG 6 speed 13-24 teeth	SUNTOUR New winner Gold 6 speed 13-28 teeth	SHIMANO-UG Gold 6 speed 14-28 teeth	SHIMANO-UG Gold 5 speed 14-28 teeth	SUNTOUR PRO-COMPE Gold 6-speed 14-28 teeth	SUNTOUR Perfect 5 speed 14-32 teeth
CHAIN	SUNTOUR-Z Gold	SHIMANO Dura-Ace UG Nickel finished	SUNTOUR-Z Gold	SHIMANO 600-UG Silver	SHIMANO 600-UG Gold	SHIMANO 600-UG Gold	SHIMANO 600-UG Gold	SUN TOUR-Z Gold	SUNTOUR-Z
CRANKSET	CAMPAGNOLO Super Record 53x42 teeth	SHIMANO Dura-Ace 52x42 teeth	SUGINO Mighty AERO 52x42 teeth	SHIMANO New 600-EX 52x42 teeth Sealed	SR Super Custom SCC-100 52x42 teeth	SR CRC-100 52x42 teeth	SUGINO TAT 50x40x28 teeth sealed	SUGINO TGT 52x44x28 teeth	SR CXC-2300 52x47x36 teeth
PEDALS	CAMPAGNOLO Super Light	KKT Pro-Ace	MKS Esquartz	MKS Esquartz 102	MKS AR-Road	MKS AR-Road 2	MKS Silvan Road	MKS AR-Road 2	MKS AR-Road :
TIRES	VITTORIA Corsa-CG tubular 240g	VITTORIA Modiale tubular 290g	MIYATA Competition 700x20C S.S.W. 100 lbs 270g	MIYATA Competition 700x20C S.S.W. 100 lbs 270g	MIYATA Competition 700x20C S.S.W. 100 lbs 270g	MIYATA Grand Rally 27x1-1/8 S.S.W. 100 lbs 320g	MIYATA Super Touring Nylon Belted Tire 700x32C S.S.W. 90 lbs 360g	MIYATA Grand Touring Nylon Belted Tire 27x1-1/4 S.S.W. 90 lbs 380g	MIYATA Grand Sport 27x1-1/8 G.S.W. 100 lbs 450g
RIMS	MAVIC GP-4	MAVIC GP-4	ARAYA Model-20A Super Hard Anodized	ARAYA Model-20A	ARAYA Model-20A	ARAYA Model-16A3	ARAYA Model-16A3 36H/40H	ARAYA Model-16A3	ARAYA Model-16A3
HUBS	CAMPAGNOLO Record	SHIMANO Dura-Ace EX Freehub	SUNTOUR Sprint	SHIMANO New 600-EX	SUNSHINE Gyro-Master	SHIMANO Alloy w/Q.R.	SUNTOUR Sealed Bearing w/Q.R.	SUNTOUR Sealed Bearing w/Q.R.	SUNSHINE Alloy w/Q.R.
SPOKES	14x15G double butted stainless	14x15G double butted stainless	14G Stainless	14G w/brass nipples	14G w/brass nipples	14G w/brass nipples	14G Stainless	14G w/brass nipples	14G
SADDLE	SELLE ITALIA Turbo	SELLE ITALIA Turbo	SELLE ITALIA Turbo	SELLE ITALIA Turbo	ARIAKE 77CP-DX	SELLE ITALIA Anatomic Vinyl top	SELLE ITALIA Anatomic Suede top	SELLE ITALIA Anatomic Suede top	SELLE ITALIA Anatomic Vinyl top
SEAT PILLAR	CAMPAGNOLO Super Record	SHIMANO Dura-Ace EX	SUGINO SPK	SR Custom P5	SR Custom P5	SR Custom P6B	SR Custom P5B	SR Custom P5B	SR Custom P6
HANDLE BAR TAPE	Leather covering	Leather covering	Shiny Vinyl tapes	Cloth tapes	Cloth tapes	Cloth tapes	Cushion rubber grips	Cushion rubber grips	Cushion rubber grips
EXTRAS	Water Bottle Toe clips & straps Tools	Water Bottle Toe clips & straps Tools	Water Bottle Toe clips & straps Tools	Water Bottle Toe clips & straps Tools	Toe clips & straps		Water Bottle Toe clips & straps Tools Alloy carrier	Toe clips & straps Alloy carrier	Alloy carrier
APPROX. WEIGHT	22lbs (58 cm frame)	21.5 lbs (58 cm frame)	23 lbs (57 cm frame)	24 lbs (57 cm frame)	25.5 lbs (58 cm frame)	25 lbs (23" frame)	27.5 lbs (57 cm frame)	27 lbs (23" frame)	27.5 lbs (23" frame)
COLORS	Bright Blue (Black Head)	Bright Blue (Gold Head)	Bright Blue (Gold Head)	Metallic Black (Silver Head) Olympic Silver (Red Head)	Sunrise Red (Silver Head) Sandstone (Brown Head)	Zodiac Blue Metallic Burgundy Starlite Silver	Mountain Blue Dark Platinum	Artesian Blue Sherwood Green	Zodiac Blue Forest Green (Men's only) Metallic Burgundy

ALL TERRAIN SERIES			THE ALL-ROUND SPORTS SERIES					BMX SERIES	
RIDGE RUNNER	TERRA RUNNER	STREET RUNNER	110	100	90	SPORT-10	SPORT JUNIOR	BMX-5000	BMX-3000
7-1/2", 19-1/2", 21", 23"	19-1/2", 21", 23"	17-1/2", 19-1/2", 21", 23"	19-1/2", 21", 23", 25", 27"	19-1/2", 21", 23", 25", 19-1/2"M, 22"M	19-1/2", 21", 23", 25", 19-1/2"M	17-3/4", 19-1/2", 21", 23", 17-3/4"M	16-3/4", 16-3/4"M	29 cm	29 cm
Cr-Mo double butted tubing Cr-Mo seat and chain stays	Cr-Mo plain tubing 16φ tapered seat stays and oval chain stays	Cr-Mo plain tubing 16φ tapered seat stays and oval chain stays	Cr-Mo plain tubing	Cr-Mo plain tubing	Manganese plain tubing	Hi-tension plain tubing	Hi-tension plain tubing	Cr-Mo partly oval tubing	Hi-tension partly oval tubing
Cr-Mo tubing slope down hape crown	Hi-tension tubing CCL crown	Hi-tension tubing CCL crown	Hi-tension tubing	Hi-tension tubing	Hi-tension tubing	Hi-tension tubing	Hi-tension tubing	Cr-Mo tubing	Hi-tension tubing
TANGE Levin Sealed	TANGE New Falcon	TANGE MA-60	TANGE MA-60	TANGE-ST	TANGE-ST	TANGE-ST	TANGE-ST	TANGE BMX-600M	TANGE BMX-600M
FITTO B-902 Cr-Mo tubing Black chrome plating	SR MTB-200 Alloy	SR MTB-301 Steel	SR Custom Alloy	SR SC-713 Steel	SR SC-713 Steel	SR SC-713 Steel	KUSUKI Steel	KUSUKI MXC-9V Cr-Mo	KUSUKI MXC-9V Steel
	SR MTS-100 Alloy	S MTS-110 Alloy	SR Alloy	SR Alloy	SR Alloy	SR Alloy	KUSUKI S-WIN Alloy	KUSUKI WB-40 Alloy	KUSUKI MX-50 Alloy
DIA-COMPE DC-980 w/PN-280 levers	DIA-COMPE DC-980 w/PN-280 levers	DIA-COMPE DC-981 w/PN-281 levers	SHIMANO BRZ-570 w/BLZ-304 levers	DIA-COMPE DC-500N w/164 levers	SHIMANO BRZ-570 w/BLZ-304 levers	DIA-COMPE DC-730 w/165 levers	DIA-COMPE DC-730 w/165 levers	DIA-COMPE MX-1000 w/MX-120 levers	SHIMANO BR-MX20 w/BL-MX10 levers
SUNTOUR (F) AG Tech (R) Mountech- GTL w/Power Thumb shifter	SUNTOUR AG Tech w/MSM shifter	SUNTOUR (F) AR (R) AR-GT w/MSM shifter	SHIMANO (F) FDZ-204 (R) RDZ-503 w/SLZ-401 top mount shifter	SUNTOUR (F) AR (R) AR-GT w/UB-10 shifter	SUNTOUR AR w/UB-10 shifter	SUNTOUR Seven w/DL-72 shifter	SUNTOUR (F) SPIRT (R) HONOR w/DL-72 shifter		
SUNTOUR New winner 14-32 teeth	SUNTOUR Perfect 6 speed 14-32 teeth	SUNTOUR Perfect 6 speed 14-32 teeth	SHIMANO-UG 6 speed 14-28 teeth	SUNTOUR Perfect 6 speed 14-32 teeth	SUNTOUR Perfect 6 speed 14-28 teeth	SUNTOUR Perfect 5 speed 14-28 teeth	SUNTOUR Perfect 5 speed 14-28 teeth	SUNTOUR BMX-E20FF 16 teeth	SUNTOUR 16 teeth
SUNTOUR-Z Gold	SUNTOUR-Z	SHIMANO-UG	SHIMANO-UG	SHIMANO-UG	SHIMANO-UG	KEC	KEC	KEC-GPO Gold	KEC
SUGINO GT 48x40x28 teeth Sealed	SUGINO GT 48x40x34 teeth Sealed	SR CXC-300 50x36 teeth	SR CXC-300 52x42 teeth	SR CTC-5DX 52x42 teeth	SR CTC-5SD2 52x42 teeth	SR SNS-5SG 52x42 teeth	SR SNS-5SC2 48x40 teeth	TAKAGI Cr-Mo one piece crank 40 teeth Alloy ring	SUGINO one piece crank 40 teeth steel ring
SUNTOUR XC-2	SHIMANO PD-MX15	SR SP-513 Plastic	MKS CR-2	MKS Model-33	MKS Model-33	MKS PT-7	KKT E-2	SHIMANO PD-MX15	MKS RT-7
MIYATA 26x2.125 S.S.W. 50 lbs	MIYATA 26x1.75 S.S.W. 50 lbs	MIYATA 26x1.50 S.S.W. 50 lbs	MIYATA Grand Sport 27x1-1/8 G.S.W. 100 lbs 450g	MIYATA Grand Sport 27x1-1/8 G.S.W. 100 lbs 450g	MIYATA Custom Sport 27x1-1/4 G.S.W. 90 lbs 530g	MIYATA Custom Sport 27x1-1/4 G.S.W. 90 lbs 530g	MIYATA Sport 24x1-3/8 G.S.W. 45 lbs	MIYATA (F) 20x2.125 (R) 20x1.75 S.S.W. 50 lbs	MIYATA (F) 20x2.125 (R) 20x1.75 S.S.W. 50 lbs
ARAYA Model-7X	ARAYA Model-7X	ARAYA Model-7XN	ARAYA Model-18	ARAYA Model-18	ARAYA Model-5 Steel	ARAYA Model-5 Steel	ARAYA Model-5 Steel	UKAI Model-7Z	UKAI Model-17-4 Steel
SUNTOUR Sealed Bearing	SUNSHINE MT-2	SUNSHINE MT-2	SUNSHINE Alloy w/Q.R.	SUNSHINE Alloy (F) w/Q.R.	SUNSHINE Steel (F) w/Q.R.	SUNSHINE Steel	SUNSHINE Steel	SHIMANO BMX Alloy	SUZUE BMX Steel
14G w/brass nipples	14G w/brass nipples	14G w/brass nipples	14G	14G	14G	14G	14G	14G w/brass nipples	14G
SELLE ITALIA Anatomic Vynyl top	ARIAKE 77CP-DX	SELLE ITALIA Anatomic Vynyl top	SELLE ITALIA Anatomic Vynyl top	SELLE ITALIA Anatomic Vynyl top	SELLE ITALIA Anatomic Vynyl top	ARIAKE 77-17	ARIAKE 77-17J	ARIAKE 80BH	ARIAKE 77-13H
SR Custom P5B	SR Custom P6	SR Custom P5E	SR Custom P6	Stainless steel	Stainless steel	Stainless steel	Stainless steel	Alloy	Steel
MIYATA rubber grips	OGK 82-2A Vinyl grips	MIYATA rubber grips	Shiny Vinyl tapes	Shiny Vinyl tapes	Shiny Vinyl tapes	Cushion rubber grips	Cushion rubber grips	MIYATA rubber grips	OGK 77-17AR grips
	Rear carrier								
14 lbs 21" frame)	34 lbs (21" frame)	32 lbs (21" frame)	28 lbs (23" frame)	30 lbs (23" frame)	31 lbs (23" frame)	32 lbs (23" frame)	31.5 lbs	25.3 lbs	27.5 lbs
Mountain Blue	Starlite Silver	Morocco Red	Ocean Blue Silver Frost Regent Red	Ocean Blue Red	Lake Blue Red(Men's only) Champagne Pink (Mixte only)	Diamond Blue Sunrise Red	Diamond Blue	Chrome Plated	Chrome Plated

Specifications subject to change without notice.