



RECORD TRACK GROUP	pages 46-47
RECORD TRACK HUBS	page 48
RECORD AND SUPERLIGHT RECORD TRACK PEDALS	page 49
RECORD TRACK CHAINWHEEL SET AND BOTTOM BRACKET TRACK SET	pages 50-51
RECORD TRACK HEAD SET - RECORD SEAT PIN-FORK ENDS	page 52

# 1033 CAMPAGNOLO RECORD TRACK GROUP

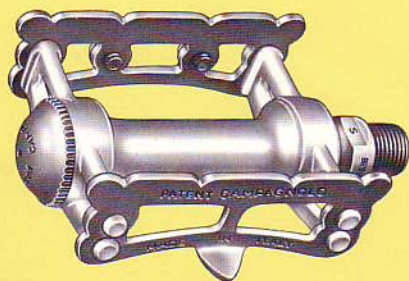
(Particular components of this group are illustrated from page 48 to page 52)




1036



1038



1050



1051



1046

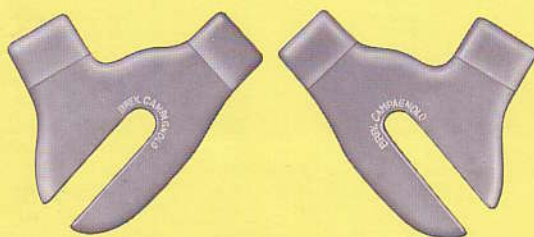




1040



1044



1053



- 1036 Pair Record large flange solid spindle track hubs (front width 100 mm., rear width 110 mm., flanges with 36 holes, thread  $\varnothing$  35 x 24F.). Upon request furnished with rear hub width 120 mm., flanges with 24 - 28 - 32 - 40 holes, thread  $\varnothing$  34,7 x 1M. or 1,370" x 24 Tpi-BSC. See other alternatives on page 48
- 1038 Pair Record track pedals (spindle thread  $\varnothing$  9/16" x 20F.). Upon request furnished spindles threaded M. 14 x 1,25. See page 49
- 1040 Record track head set (thread  $\varnothing$  25,4 x 24F.). Upon request furnished with thread  $\varnothing$  25 x 1M. or 1" x 24 Tpi-BSC
- 1044 Seat pin. Specify diameter stem: 25 - 25,8 - 26 - 26,2 - 26,4 - 26,6 - 26,8 - 27 - 27,2 - 27,4 mm. and if length stem in 130 mm. normal or in 180 mm. long
- 1046 Record bottom bracket set (bracket width 70 mm. and cups threaded  $\varnothing$  36 x 24F.). See alternatives on pages 50-51. Upon request is furnished the bracket safety sleeve ref. 2110-2110/1. See page 81
- 1050 Record track chainwheel set with track bottom bracket
- 1051 Record track chainset (with cranks 170 mm., pedal hole  $\varnothing$  9/16" x 20F. and chainring for chain 1/2" x 1/8" [3 mm.]). Specify the number of teeth of the chainring available from 44T to 70T. Upon request furnished cranks with lengths 165 - 167,5 - 172,5 - 175 - 177,5 and 180 mm. and chainring for chain 1/2" x 3/32" (2 mm.). P.S.: For the sprockets see page 81
- 1053 Set track front and rear fork ends


# PARTICULAR COMPONENTS OF CAMPAGNOLO RECORD TRACK GROUP

## 1033

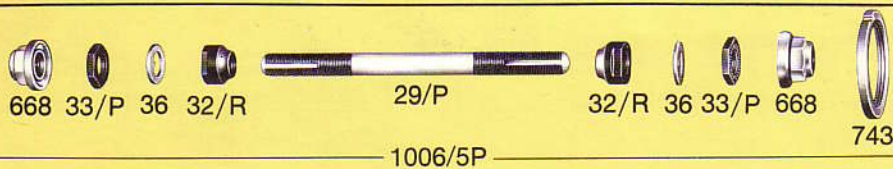


- 1036** Pair Record large flange solid spindle track hubs (front width 100 mm., rear width 120 mm., flanges with 36 holes, thread  $\varnothing$  35 x 24F.). Upon request furnished with rear hub width 110 mm., flanges with 24 - 28 - 32 - 40 holes, thread  $\varnothing$  34,7 x 1M. or  $\varnothing$  1,370" x 24 Tpi-BSC
- 1036/A** Record track large flange front hub
- 1036/P** Record track large flange rear hub

- 1036/2** Pair Record small flange solid spindle track hubs (front width 100 mm., rear width 120 mm., flanges with 36 holes, thread  $\varnothing$  35 x 24F.). Upon request furnished with rear hub width 110 mm., flanges with 24 - 28 - 32 - 40 holes, thread  $\varnothing$  34,7 x 1M. or  $\varnothing$  1,370" x 24 Tpi-BSC
- 1036/2A** Record track small flange front hub
- 1036/2P** Record track small flange rear hub

1036



1036/2



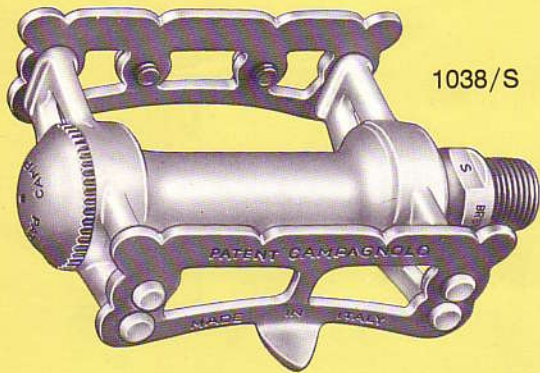
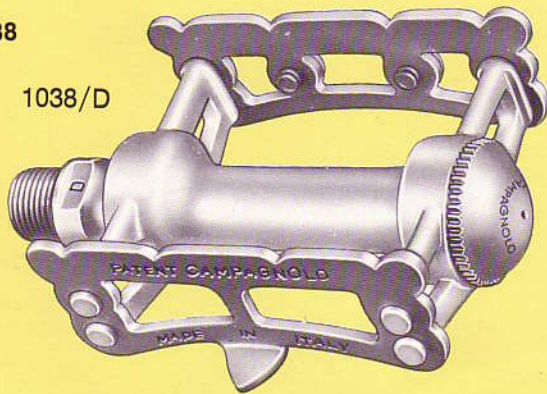
- 1** Front lock nut  
**19/P** Front track solid spindle axle  
**25/R** Front cone  
**29/P** Rear track solid spindle axle  
**32/R** Rear cone  
**33/P** Rear lock nut  
**35** Front hub lock washer  
**36** Rear hub lock washer  
**667** Track front nut  
**668** Track rear nut  
**737** Front ball cup  
**738** Rear ball cup  
**739** Front dust cover  
**740** Rear dust cover  
**743** Track lock ring  
**1001/4P** Complete front axle for Record track hub  
**1006/5P** Complete rear axle for Record track hub  
**2104** Set (9+9) special  $\varnothing$  7/32" balls selected with 1/1000 of mm. tolerance  
**2106** Set (9+9) special  $\varnothing$  1/4" balls selected with 1/1000 of mm. tolerance

# PARTICULAR COMPONENTS OF CAMPAGNOLO RECORD TRACK GROUP 1033




- 1038 Pair Record track pedals (spindle thread  $\varnothing$  9/16" x 20F.). Upon request furnished spindles threaded M.14 x 1,25
- 1038/D Record track right hand pedal
- 1038/S Record track left hand pedal
- 1038/A Pair Record superlight track pedals
- 1038/AD Superlight Record track right hand pedal
- 1038/AS Superlight Record track left hand pedal
- 89 Locking screw for superlight pedals
- 669 Left hand pedal axle with thread  $\varnothing$  9/16" x 20F. Upon request furnished with thread M.14 x 1,25

- 670 Right hand pedal axle with thread  $\varnothing$  9/16" x 20F. Upon request furnished with thread M.14 x 1,25
- 672 Inserted race (available also in oversize)
- 673 Pedal axle washer
- 674 Pedal axle cone
- 675 Pedal axle lock nut
- 676 Toe clip bolt
- 677 Toe clip washer
- 678 Inner dust cap
- 679 Record pedal dust cap
- 679/A Dust cap for superlight pedals
- 2103 Set (48) special  $\varnothing$  5/32" pedal balls selected with 1/1000 of mm. tolerance

1038




1038/A



# PARTICULAR COMPONENTS OF CAMPAGNOLO RECORD TRACK GROUP

## 1033

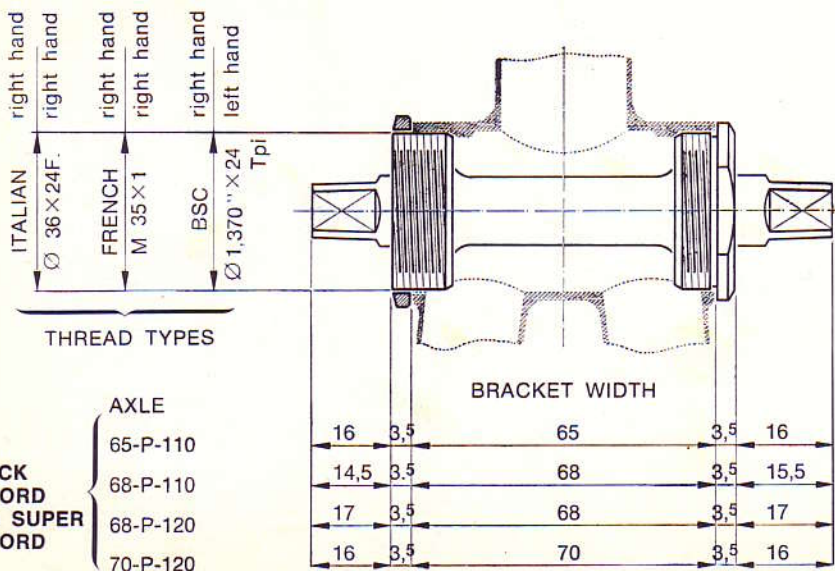
- 1050 Record track chainwheel set with track bottom bracket
- 1046 Record bottom bracket set (bracket width 70 mm. and cups threaded  $\varnothing 36 \times 24F.$ ). Upon request is furnished the bracket safety sleeve ref. 2110-2110/1. See page 81
- 1051 Record track chainset (with cranks 170 mm., pedal hole  $\varnothing 9/16'' \times 20F.$  and chainring for chain  $1/2'' \times 1/8'' [3 \text{ mm.}]$ ). Specify the number of teeth of the chainring available from



1050

1051

1046



### Details of bracket number:

- The first number indicates the bracket width
- P indicates track
- SS indicates road
- C indicates cross
- Number 110 or 120 indicates the suggested width of the rear hub for a perfect chain alignment (see pages 92-93)

**UPON REQUEST WE SUPPLY THE CUPS WITH THREAD INCREASED BY 0,5 mm.**

### TOTAL AXLE LENGTH

- 104 mm.
- 105 mm.
- 109 mm.
- 109 mm.

TRACK RECORD AND SUPER RECORD

44T to 70T. Upon request are furnished cranks with lengths 165 - 167,5 - 172,5 - 175 - 177,5 and 180 mm.

- 744 Cotterless spindle. See measurements and indicate spindle size
- 745 Fixed cup. Indicate required thread
- 746 Adjustable cup. Indicate required thread
- 747 Lockring with normal 3.5 mm. thickness (available also with 4 mm. and 4.5 mm. thickness)

- 748
- 749
- 756
- 757

Indicate required thread  
 Fixing screw  
 Fixing washer  
 Crank cover plate  
 Track right hand crank (complete with cover 756, 170 mm. long). Upon request furnished in the following sizes: 165 - 167,5 - 172,5 - 175 - 177,5 and 180 mm. long  
 Track left hand crank (complete with cover 756, 170 mm. long). Upon request are furnished in

758

760

761  
762  
2100

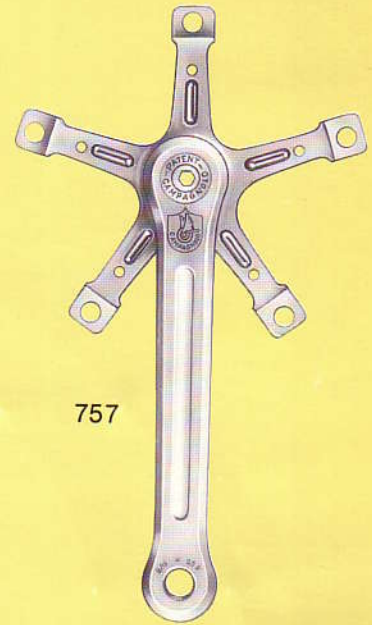
the following sizes: 165 - 167,5 - 172,5 - 175 - 177,5 and 180 mm. long and chainrings for chain 1/2" x 3/32" (2 mm.). Record track chainring for 1/2" x 1/8" (3 mm.) chain. Specify the number of teeth available from 44T to 70T  
 Track chainwheel fastening screw  
 Track chainwheel fastening nut  
 Set (11+11) special b/b  $\varnothing$  1/4" balls selected with 1/1000 of mm. tolerance



758



760



757



756



761



762



2100



748



749



744



746



744



745



747



748

# PARTICULAR COMPONENTS OF CAMPAGNOLO RECORD TRACK GROUP

## 1033

- |  |   |
|--|---|
| <p><b>1040</b> Record track head set thread <math>\varnothing</math> 25,4 x 24F.). Upon request furnished with thread <math>\varnothing</math> 25 x 1 M. or <math>\varnothing</math> 1" x 24 Tpi-BSC</p> <p><b>1044</b> Seat pin. Specify diameter stem: 25 - 25,8 - 26 - 26,2 - 26,4 - 26,6 - 26,8 - 27 - 27,2 - 27,4 mm. and if length stem in 130 mm. normal or in 180 mm. long</p> <p><b>1053</b> Set track front and rear fork ends</p> <p><b>681</b> Locking nut (specify type of threading)</p> <p><b>682</b> Locking washer</p> <p><b>687</b> Track screwed race (specify type of threading)</p> | <p><b>688</b> Track top head race (0,5 mm. larger gauge available)</p> <p><b>689</b> Track bottom head race (0,5 mm. larger gauge available)</p> <p><b>690</b> Track crown race (smaller diameter available)</p> <p><b>698</b> Front bracket</p> <p><b>699</b> Rear bracket</p> <p><b>700</b> Bolt nut</p> <p><b>701</b> Left hand side support</p> <p><b>702</b> Right hand side support</p> <p><b>703</b> Fixing and adjusting bolt</p> <p><b>2102</b> Set (25+25) special b/b <math>\varnothing</math> 5/32" balls selected with 1/1000 of mm. tolerance</p> |
|--|---|

1040



1044



1053



698



699



703



701



702



700